

Mrs Thomsen will be teaching all week.  
Mrs Chisholm, HLTA, will cover teachers' PPA time.



### English:

In our English lessons this half term we will be learning how to write an information text, a set of instructions


and then poetry.

**Reading:** We will have reading time every day, were the children will be able to quiz on their reading book and to read to Mrs Thomsen. We will choose our 'class book' and through reading this, we will maintain our positive attitudes to reading and understanding of what we have read.

**Spelling:** We will continue with our spelling homework each week. While in class we will work on spelling strategies to help us.

**Grammar: Year 3:** Formation of nouns using a range of prefixes; using the forms 'a' or 'an' according to whether the next word begins with a consonant or a vowel; creating word families based on common words to show how words are related in form and meaning. • Expressing time, place and cause using conjunctions, adverbs or prepositions. • Introduction to paragraphs as a way to group related material; headings and sub-headings to aid presentation; use of the present perfect form of verbs instead of the simple past. • Introduction to inverted commas to punctuate direct speech. **Year 4:** Grammatical difference between plural and possessive '-s'; Standard English forms for verb inflections. • Noun phrases expanded by the addition of modifying adjectives, nouns and preposition phrases; fronted adverbials. • Use of paragraphs to organise ideas around a theme; appropriate choice of pronoun or noun within and across sentences to aid cohesion and avoid repetition. • Use of inverted commas and other punctuation to indicate direct speech; apostrophes to mark plural possession; use of commas after fronted adverbials.

**Key vocabulary:** noun, verb, adjective, adverb, conjunction, time connective, paragraph, fronted adverbial, comma, full stop, brackets, exclamation mark, question mark, speech marks, heading, subheading, first and third person, past and present tense, fiction, non-fiction, subordinate clause, preposition, constant, vowel, dialogue.



### Maths:

Please continue to practise all your known times tables weekly, as well as those that will be specifically set for the test every Monday.

Homework will be set using the CGP maths books and can also be developed by using TT Rock Stars regularly at home.

This half term we will be learning all about multiplication and division:

**Year 3:** Pupils should be taught to:

Recall and use multiplication and division facts for the 3, 4 and 8 multiplication tables.

Write and calculate mathematical statements for multiplication and division using the multiplication tables that they know, including for two-digit numbers times one-digit numbers, using mental and progressing to formal written methods.

Solve problems, including missing number problems, involving multiplication and division, including positive integer scaling problems and correspondence problems in which n objects are connected to m objects.

**Year 4:** Pupils should be taught to:

Recall multiplication and division facts for multiplication tables up to  $12 \times 12$ .

Use place value, known and derived facts to multiply and divide mentally, including: multiplying by 0 and 1; dividing by 1; multiplying together 3 numbers.

Recognise and use factor pairs and commutativity in mental calculations.



Multiply two-digit and three-digit numbers by a one-digit number using formal written layout.

Solve problems involving multiplying and adding, including using the distributive law to multiply two-digit numbers by 1 digit, integer scaling problems and harder correspondence problems such as n objects are connected to m objects.

**Key Vocabulary:** times, divide, multiplication, division, share, equal groups, groups of.

## Class 2 Topic Letter

### Autumn Term 2 - 2023

<p><b>In Science, we are becoming scientists and learning all about Animals, including humans. By the end of the term we will be able to:</b></p> <ul style="list-style-type: none"> <li>• describe the simple functions of the basic parts of the digestive system in humans</li> <li>• identify the different types of teeth in humans and their simple functions</li> <li>• construct and interpret a variety of food chains, identifying producers, predators and prey</li> <li>• Pupils should be introduced to the main body parts associated with the digestive system, for example, mouth, tongue, teeth, oesophagus, stomach and small and large intestine and explore questions that help them to understand their special functions.</li> <li>• Pupils might work scientifically by: comparing the teeth of carnivores and herbivores, and suggesting reasons for differences; finding out what damages teeth and how to look after them. They might draw and discuss their ideas about the digestive system and compare them with models or images.</li> </ul> <p><b>General scientific vocabulary:</b> Investigate, Measure, Changes, Prove, Observe, Predict, Simple Tests, Identify, Classify, Groups, Gathering/Recording Data, Equipment, Questioning, experiment.</p> <p><b>Key Question:</b> What happens to the food we eat?</p>	<p><b>Computing:</b></p> <div style="text-align: right;">  </div> <p>In computing this half term, we will be looking at: <b>Creating media - audio editing.</b></p> <p>This half term we will be looking at recording audio and how we can edit our own voices, This will culminate in designing and making our own podcasts.</p> <p><b>Key vocabulary for this topic:</b> media, audio, podcast, editing, software, microphone, input, recordings, ownership, copyright, volume, fade,</p> <p><b>KEY QUESTION:</b> Can I create my own podcast?</p>																					
<p style="text-align: center;"><b>In French:</b></p> <p>We will recap the phonics and correct pronunciation of words and then move onto learn how to say colours in French and then move onto animals.</p> <p><b>Key vocabulary:</b> es animaux the animals un lapin a rabbit</p> <table style="width: 100%; border: none;"> <tr> <td style="width: 33%;">un a (masculine)</td> <td style="width: 33%;">un canard</td> <td style="width: 33%;">a duck</td> </tr> <tr> <td>une a (feminine)</td> <td>un singe</td> <td>a monkey</td> </tr> <tr> <td>un cochon</td> <td>un mouton</td> <td>a sheep</td> </tr> <tr> <td>un lion</td> <td>une souris</td> <td>a mouse</td> </tr> <tr> <td>un oiseau</td> <td>une vache</td> <td>a cow</td> </tr> <tr> <td>un cheval</td> <td></td> <td>a horse</td> </tr> <tr> <td>je suis</td> <td></td> <td>I am...</td> </tr> </table> <p><b>KEY QUESTION?</b> Can I name colours and animals in French?</p>	un a (masculine)	un canard	a duck	une a (feminine)	un singe	a monkey	un cochon	un mouton	a sheep	un lion	une souris	a mouse	un oiseau	une vache	a cow	un cheval		a horse	je suis		I am...	<p><b>In R.E:</b> we will do our best to find out the answer to the question: <b>What do Hindu's believe God is like?</b></p> <p>This half term we will look at Hinduism and the Hindu faith. The deities, the Dharma, Diwali and symbols associated with the faith.</p> <div style="text-align: right;">  </div> <p><b>Key Vocabulary:</b> Hinduism, Hindu, Puja, Diwali, Dharma, Deities, Brahman, Vishnu, Shiva, Rama, Sita, Re-birth, life, death.</p>
un a (masculine)	un canard	a duck																				
une a (feminine)	un singe	a monkey																				
un cochon	un mouton	a sheep																				
un lion	une souris	a mouse																				
un oiseau	une vache	a cow																				
un cheval		a horse																				
je suis		I am...																				
<p style="text-align: center;"><b>In Forest school</b> this half term:</p> <p>Mrs Chisholm will be working with the children on lots of different activities based within the forest area linked to our lessons in class this half term.</p> <p><b>Key Vocabulary:</b> forest school, tools, skills, transfer, outdoors, fire pit, knots, rope, clay, grass, tool area, safety.</p> <p><b>Key Question:</b> Can I transfer my skills from the classroom to the outdoors?</p>																						
<p><b>In Geography</b> this half term: We will become Geologists and learn all about:</p> <p><b>Geographical skills and Fieldwork:</b></p> <ul style="list-style-type: none"> <li>• Use simple compass directions (North, South, East and West) and locational and directional language [for example, near and far; left and right], to describe the location of features and routes on a map. (In the field)</li> <li>• Use the eight points of a compass, four and six-figure grid references, symbols and key (including the use of Ordnance Survey maps) to build their knowledge of the United Kingdom and the wider world.</li> <li>• Understand the type of settlement which used to be found on top of the hills and the settlements found in Ingram Valley today and compare and contrast these.</li> <li>• Look at the evidence found of past human habitation.</li> </ul>																						

## Class 2 Topic Letter

### Autumn Term 2 - 2023

• Discover how the hills in the Breamish Valley were created, what effect does the river have on the features of the valley.

**Key Vocabulary:** Observe measure /record, Environmental, Region Compass points: NW NE SE SW, Ordnance Survey, map/ Scale, 4 figure grid reference, Contours, Symbols, 6 figure grid reference,

**Key Question:** What do maps tell us? How do maps help us?

**In Music** this term we will be looking at and learning all about traditional Christmas songs and practicing for our Christmas performance at the end of term.

**Key vocabulary:** traditional, Christmas, Rhythm, timing, beat, pulse, genre, style, pitch.



**Key Questions:** Why do we have Traditional Christmas songs?

**In P.E:**

Our PE this year will take place every Friday afternoon.

On a **Friday**, Mrs Chisholm, will be teaching Netball using the High Five netball programme.

**Please remember to wear your PE kit every Friday.**

**In RSE/ PSHE we will be looking at:**

Friendships -

R10. about the importance of friendships; strategies for building positive friendships; how positive friendships support wellbeing

R11. what constitutes a positive healthy friendship (e.g. mutual respect, trust, truthfulness, loyalty, kindness, generosity, sharing interests and experiences, support with problems and difficulties); that the same principles apply to online friendships as to face-to-face relationships.

**Key vocabulary:** friendships, friends, secrets, healthy, happy, positive, trust, loyalty, respect, support, secure.

**Key Question?** What makes a good friendship and how do we keep healthy friendships?

**In Art /DT** we will be designing and creating things to sell at our Christmas coffee morning and then we will be concentrating on designing and making props for our Christmas production.

**Key vocabulary:** sketch, draw, colours, tools, materials, ideas, designs, evaluate, purpose, design brief, planning.

**Key Question:** How can I improve my work?

**Reminders:**

- Please can your child continue to come into school wearing their PE kit Friday.
- Forest school will be on a Friday afternoon, please bring appropriate clothing - waterproof trousers/coat, wellingtons/boots.
- Please remember to bring a warm, waterproof coat to school every day and a change of shoes for playtimes.

**Homework:**

- Reading - Please hear your child read for at least 30 minutes each night and record this in their reading record.
- Spellings - Each week your child will be given a spelling pattern to research and to learn. We will be encouraging the children to research the spelling pattern and find new words with the pattern and bring them in to add to our spelling wall which will be added to throughout the week. There will be a formal spelling test every Friday but we also expect learnt spellings to be used in the children's work throughout the week. We would also like your child to develop their spelling fluency by regularly going on Sumdog Spellings.
- Maths - Our maths homework is paper based and we use the CGP Maths Books. Work will be set each Friday to be handed in the following Friday. In Year 3 and 4 we place great importance on learning x tables so there will be tables set to learn each week and this will be informally tested throughout the week during lessons and during the formal test once a week on a Friday. Logging into TT Rock Stars will also help with times table's knowledge.